
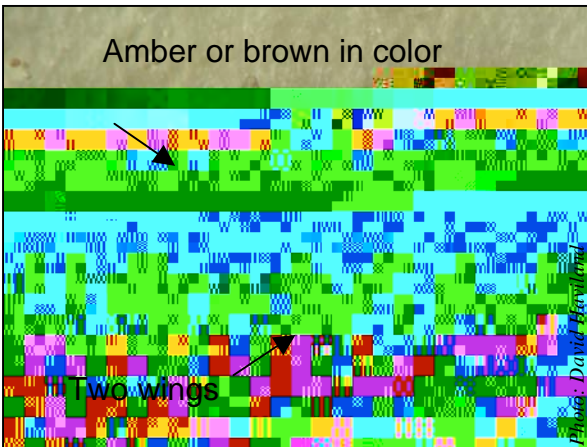





# Male Vine Mealybug Identification Sheet

These photographs are of male vine mealybug (*Planococcus ficus*) as they appear on a sticky trap. Use of a stereo microscope with 30X magnification will greatly aid in identification. The male vine mealybug is small (approximately 0.7 mm long) and amber brown in color. It has one pair of wings, but sometimes they are not visible because they are embedded in the stickum. The antennae are beaded, the trunk (thorax) is wider than the abdomen and there are four caudal setae (tail filaments), which usually appear as only two.



# Male Vine Mealybug (*Planococcus ficus*) and Grass Mealybugs (*Phenacoccus* spp.)

Vine Mealybug Male	Grass Mealybug Male
Smaller in size (approx. 0.7 mm)	Larger in size (approx. 1.0 mm)
Antennae as long as head and thorax	Antennae as long as the body length
Shorter legs	Longer legs
A pair of caudal setae	Caudal setae not visible
Last abdominal segment triangular in shape	Last abdominal segment pointed



## Other Small Insects Caught on Traps

These are examples of other small insects which may be caught on the stickum of vine mealybug pheromone traps and may appear similar to vine mealybug males.

